

- Dry ceramic sensor
- Ranges from 100 mbar to 300 mbar
- Global error < 0,5% FS
- Compact and rugged design
- For large variety of applications
- Processconnect G 1/2 A, 11,5 mm Bohrung
- Connector or Cable output
- Analog output: 4...20 mA, 2-wire



OEM Pressure Transmitter IP 115

Technical data:

Pressure range:	0...100 mbar up to 0...300 mbar
Output:	4...20 mA, 2-wire
Global error:	< 0,5% v. F.S
Response time:	200 ms (other on request)
Power supply:	9...30V DC
Ambient Temperature:	-25...80 °C
Fluid Temperature:	-25...100 °C
Thermal Drift:	< 0,03%/K zero < 0,02%/K sensitivity
Long term stability:	< 0,5% p. a.
Processconnection:	Stainless Steel 1.4404
Housing:	Stainless Steel 1.4404
Sensor:	Ceramic AL ₂ O ₃
Electr. Connection:	Connector EN 175301-803A, IP67 Connector M12, IP 67 Quickon-Connector, IP 67 Cable connection, IP 68 (1mWC)

Ranges

Range	Gauge	Overload (bar)
0...100 mbar	00	1
0...160 mbar	01	1
0...200 mbar	B1	1
0...250 mbar	02	1
0...300 mbar	X5	1

Ordering code

Output signal

4 4...20 mA 2-wire

Range

Measure range
99 non standard range

Processconnect and Material

G G 1/2 A u. 11,6 mm bore hohle 1.4404
9 others (on request)

Sensor seal

1 FPM (Viton) Standard
2 NBR (Perbuan)
3 EPDM-Kautschuk
9 others (on request)

Electrical connection

0 5m cable, IP 68 (1mWC)
1 Connector EN 175301-803A IP67
6 2m cable IP 68 (1mWC)
A Connector M12x1, IP 67
F Quickon-Connector IP 67
H 10m Cable, IP 68 (1mWC)
9 others (on request)

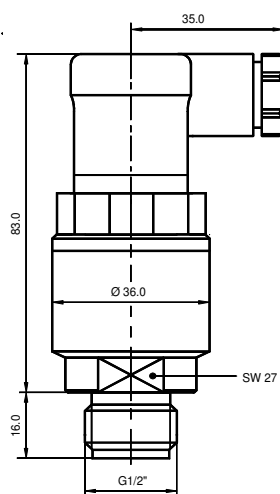
Vergossene Ausführung

0 without pottet electronic
1 pottet electronic

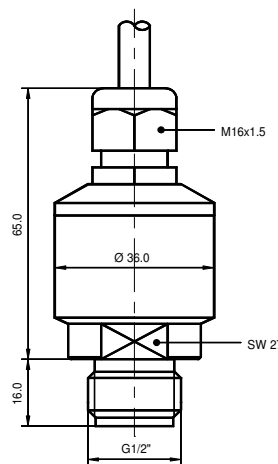
IP115-



Dimensions (mm)



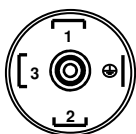
P115 Connector
EN175301-803A IP 67



P115 Cable connection
IP 68

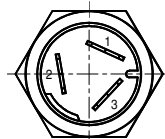
Electrical connections

Connector EN 175301-803A



4...20 mA 2-wire
PIN1 Signal +
PIN2 Signal -

Quickon- Connector



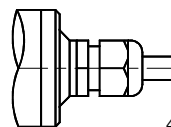
4...20 mA 2-wire
PIN1 Signal +
PIN2 Signal -

Connector M12x1, 4-pin



4...20 mA 2-wire
PIN1 Signal +
PIN3 Signal -

Cable connection



4...20 mA 2-wire
red Signal +
black Signal -