



IX | ACT ci

Precision Pressure Transmitter for Food / Beverage, Pharmaceutical Industry and Biotechnology

Ceramic Sensor

accuracy according to IEC 60770:
0.1 % FSO

Nominal pressure

from 0 ... 60 mbar up to 0... 20 bar

Output signals

2-wire: 4 ... 20 mA
others on request

Special characteristics

- ▶ Turn-Down 1:5
- ▶ hygienic version
- ▶ flush mounted, capacitive ceramic sensor
- ▶ several process connections (inch thread, Clamp, etc.)
- ▶ with integrated display and operating module
- ▶ diaphragm Al₂O₃ 99.9 %




Optional versions

- ▶ IS-version:
Ex ia = intrinsically safe version
- ▶ HART®-communication


The precise pressure transmitter ix|act ci measures the pressure of gases, steam and fluids. The special-developed capacitive ceramic sensor for this transmitter, which can optionally be delivered in pure ceramic, has a high overpressure capability and excellent media stability.

Several process connections e.g. inch thread or hygienic versions like Varivent®, dairy pipe or Clamp are available. The robust stainless steel globe housing has a high ingress protection IP 67 and all characteristics for a residue-free and antibacterial cleaning.

Preferred areas of use are

-  Food and Beverage
-  Chemical and Petrochemical Industry
-  Laboratory Techniques

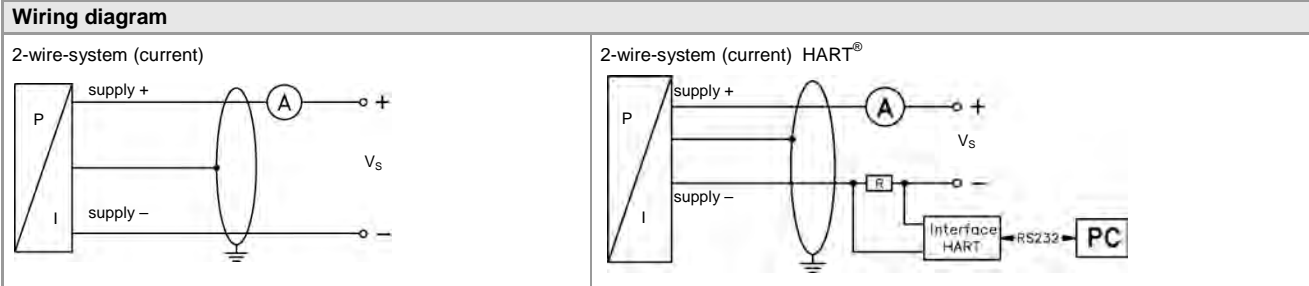
Preferred using in

-  Viscous and pasty media



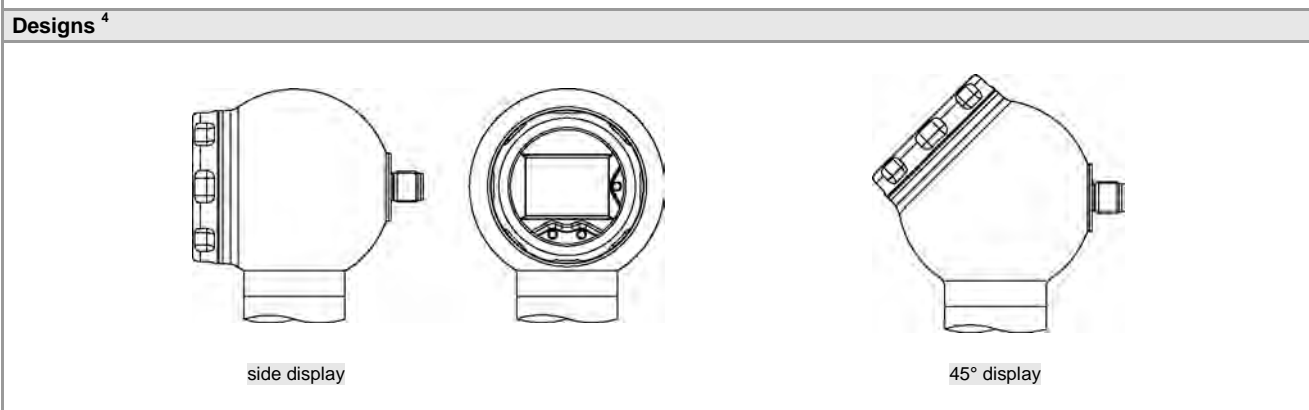
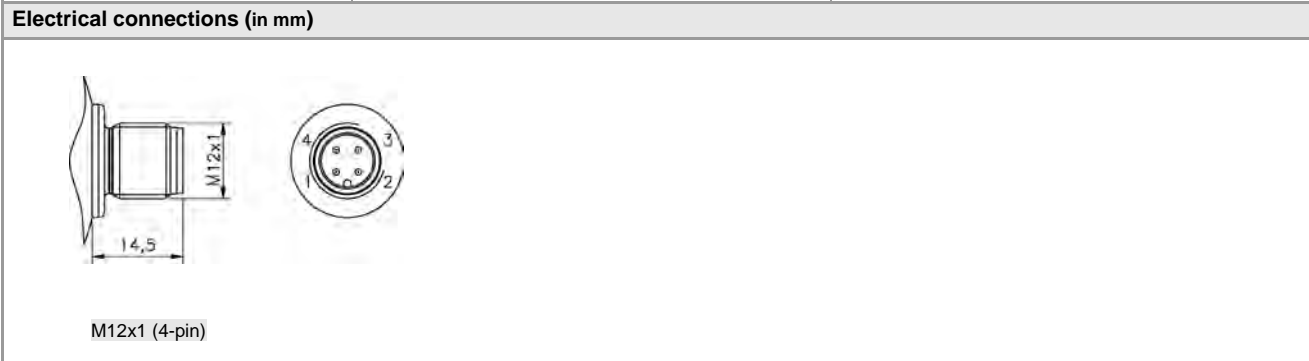
Pressure ranges ¹										
Nominal pressure gauge	[bar]	0.06	0.16	0.4	1	2	5	10	20	
Overpressure	[bar]	2	4	6	8	15	25	35	45	
Permissible vacuum	[bar]	-0.2	-0.3	-0.5			-1			
¹ On customer request we adjust the devices by software on the required pressure ranges (within the turn-down-possibility; starting at 0.02 bar).										
Output signal / Supply										
Standard	2-wire: 4 ... 20 mA / V _S = 12 ... 30 V _{DC}									
Option	IS-protection / IS-protection/ HART®									
	2-wire: 4 ... 20 mA / V _S = 12 ... 28 V _{DC} 2-wire: 4 ... 20 mA with HART® communication / V _S = 12 ... 28 V _{DC}									
Current consumption	max. 25 mA									
Performance										
Accuracy ²	nominal pressure < 1 bar: ≤ ± 0,2 % FSO									
	nominal pressure ≥ 1 bar: ≤ ± 0,1 % FSO									
	for nominal pressure ranges: from 0.06 bar up to 0.4 bar				≤ ± (0.2 + (TD-1) x 0.02) % FSO					
	for nominal pressure ranges: from 1 bar up to 20 bar				≤ ± (0.1 + (TD-1) x 0.01) % FSO					
with turn-down = nominal pressure range / adjusted range										
Permissible load	R _{max} ≤ [(V _S - V _{S min}) / 0.02 A] Ω				load during HART® communication: R _{min} = 250 Ω					
Influence effects	supply: 0.05 % FSO / 10 V				permissible load: 0.05 % FSO / kΩ					
Long term stability	≤ ± 0.1 % FSO / year									
Response time	200 msec – without consideration of electronic damping							measuring rate 5/sec		
Adjustability	electronic damping: 0 ... 100 sec offset: 0 ... 80 % FSO turn-down of span: max. 1:5 (span min. 0.02 bar)									
² accuracy according to IEC 60770 – limit point adjustment (non-linearity, hysteresis, repeatability)										
Thermal errors / Permissible temperatures										
Thermal error	≤ ± (0.02 x turn-down) % FSO / 10 K in compensated range -20 ... 80 °C									
Permissible temperatures	medium: -25 ... 125 °C			environment: -20 ... 70 °C				storage: -30 ... 80 °C		
Electrical protection										
Short-circuit protection	permanent									
Reverse polarity protection	no damage, but also no function									
Electromagnetic compatibility	emission and immunity according to EN 61326									
Mechanical stability										
Vibration	5 g RMS (20 ... 2000 Hz)									
Shock	100 g / 11 msec									
Materials										
Pressure port	inch thread, DRD and flange version, Varivent®, dairy pipe and clamp: stainless steel 1.4404 (316L)									
	optionally for G1 1/2" flush (DIN 3852): PVDF									
Housing	stainless steel 1.4301 (304)									
Viewing glass	laminated safety glass									
Seals	FKM (permissible temperature: -25 ... 125 °C) EPDM others on request									
Diaphragm	ceramics Al ₂ O ₃ 99.9 %									
Media wetted parts	pressure port, seals, diaphragm									
Explosion protection										
Approval AX12-x act ci	IBExU05ATEX1106 X zone 0/1 ³ : II 1/2G Ex ia IIC T4 Ga/Gb / II 1D Ex ia IIIC T85 °C Da									
Safety technical maximum values	U _i = 28 V, I _i = 93 mA, P _i = 660 mW, C _i = 0 nF, L _i = 0 μH, the supply connections have an inner capacity of max. 27 nF to the housing									
Permissible temperatures for environment	in zone 0: -20 ... 60 °C with p _{atm} 0.8 bar up to 1.1 bar ab zone 1: -25 ... 70 °C									
Connecting cables (by factory)	capacitance: signal line/shield also signal line/signal line: 160 pF/m inductance: signal line/shield also signal line/signal line: 1 μH/m									
³ The designation depends on the nominal pressure range. Nominal pressure ranges ≤ 60 mbar are marked with „2G“. For nominal pressure ranges > 60 mbar and < 10 bar see note under item 17 in the EC type-examination certificate!										

Miscellaneous	
Display	LC-display, visible range 32.5 x 22.5 mm; 5-digit 7-segment main display, digit height 8 mm, range of indication ± 9999 ; 8-digit 14-segment additional display, digit height 5 mm; 52-segment bargraph; accuracy 0.1% \pm 1 digit
Ingress protection	IP 67
Installation position	any
Weight	min. 400 g (depending on mechanical connection)
Operational life	> 100 x 10 ⁶ pressure cycles
CE-conformity	EMC Directive: 2004/108/EC



Pin configuration

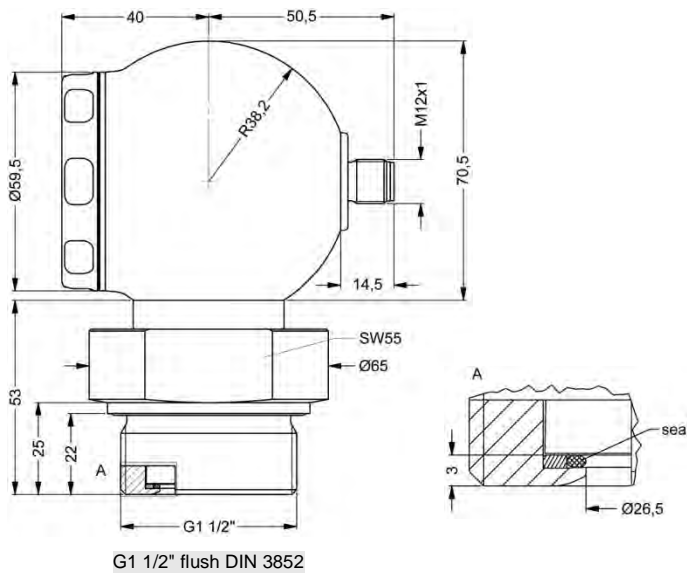
Electrical connections	M12x1 (4-pin)	cable colours (DIN 47100)
Supply +	1	wh (white)
Supply -	3	bn (brown)
Shield	plug housing	ye/gn (yellow / green)



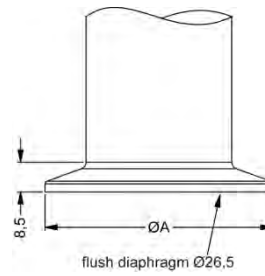
⁴ all designs in combination with G1 1/2" flush in horizontal rotatable housing as standard; other mech. connections in rotatable housing on request

Dimensions (in mm)

Inch thread

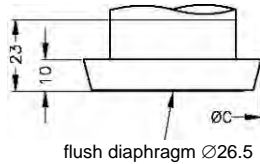


Clamp (DIN 32676)



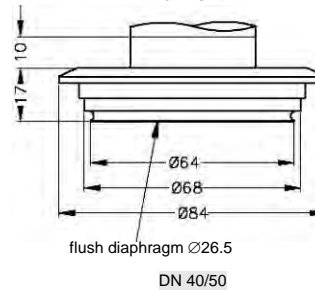
dimensions in mm		
size	DN32	DN50
A	50.5	64
P _N [bar]	≤ 16	≤ 16

Dairy pipe⁶ (DIN 11851)

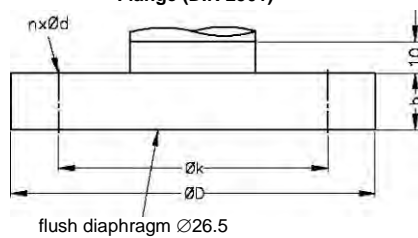


dimensions in mm		
size	DN 40	DN 50
C	56	68.5

Varivent[®]

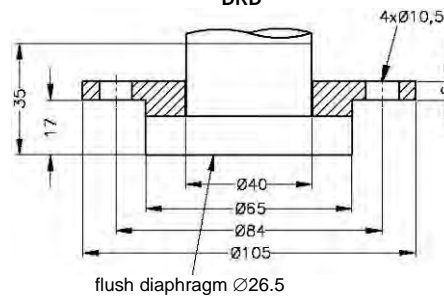


Flange (DIN 2501)



dimensions in mm			
size	DN25	DN50/PN40	DN80
D	115	165	200
k	85	125	160
b	18	20	20
n	4	4	8
d	14	18	18
P _N	≤ 40 bar	≤ 40 bar	≤ 16 bar

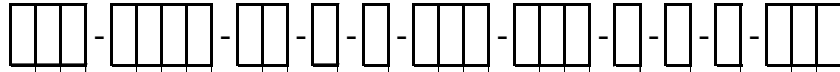
DRD⁵



⁵ cup nut for dairy pipe or mounting flang for DRD is included in the delivery (already pre-assembled)
HART[®] is a registered trade mark of HART Communication Foundation;
Varivent[®] is a trademark of GEA Tuchenhausen GmbH; Windows[®] is a registered trade mark of Microsoft Corporation

Ordering code ix|act ci

ix|act ci



Pressure											
	gauge	5	1	E							
Input											
	[bar]	Δ									
	0.06		0	6	0	0					
	0.16		1	6	0	0					
	0.4		4	0	0	0					
	1		1	0	0	1					
	2		2	0	0	1					
	5		5	0	0	1					
	10		1	0	0	2					
	20		2	0	0	2					
	customer		9	9	9	9					consult
Design											
	side display						K	H			
	45° display						K	4			
Output											
	4 ... 20 mA / 2-wire									1	
	Intrinsic safety 4 ... 20 mA / 2-wire									E	
	Intrinsic safety 4 ... 20 mA / 2-wire with HART®-communication									I	
	customer									9	consult
Accuracy											
	0.1 %									1	
	customer									9	consult
Electrical connection											
	Male plug M12x1 (4-pin)						M	1	0		
	customer						9	9	9		consult
Mechanical connection											
	G 1 1/2" DIN flush (DIN 3852)						M	0	0		
	Clamp DN 32 / 1 1/2" (DIN 32676)						C	6	2		
	Clamp DN 50 / 2" (DIN 32676)						C	6	3		
	Dairy pipe DN 40 (DIN 11851) ¹						M	7	5		
	Dairy pipe DN 50 (DIN 11851) ¹						M	7	6		
	Varivent® DN 40/50						P	4	1		
	Flange DN 25 / PN 40 (DIN 2501)						F	2	0		
	Flange DN 50 / PN 40 (DIN 2501)						F	2	3		
	Flange DN 80 / PN 16 (DIN 2501)						F	1	4		
	DRD Ø 65 mm ¹						D	R	D		
	customer						9	9	9		consult
Diaphragm											
	Ceramics Al ₂ O ₃ 99,9%									C	
	customer									9	consult
Seals											
	FKM									1	
	EPDM									3	
	customer									9	consult
Pressure port											
	standard: Stainless steel 1.4404 (316L)									1	
	option for G 1 1/2" flush: PVDF									B	
	customer									9	consult
Special version											
	standard									0	0
	customer									9	9
										9	consult

Δ if setting range shall be different from nominal range please specify in your order

¹ cup nut resp. mounting flange is included in the delivery (already pre-assembled)

HART® is a registered trade mark of HART Communication Foundation; Varivent® is a brand name of GEA Tuuchenhagen GmbH